



NOTTINGHAM CITY COUNCIL
BERRIDGE AND SHERWOOD AREA COMMITTEE

Date: Thursday 19 November 2015

Time: 6.00 pm

Place: LB 31-32 - Loxley House, Station Street, Nottingham, NG2 3NG

Councillors are requested to attend the above meeting to transact the following business

Corporate Director for Resilience

Governance Officer: Laura Wilson **Direct Dial:** 0115 8764301

AGENDA

Pages

- | | | |
|----------|---|---------|
| 1 | APOLOGIES FOR ABSENCE | |
| 2 | DECLARATIONS OF INTERESTS | |
| 3 | MINUTES
Last meeting held on 24 September 2015 (for confirmation) | 3 - 8 |
| 4 | HEALTH AND WELLBEING STRATEGY ENGAGEMENT
Report of Corporate Director for Children and Adults | 9 - 14 |
| 5 | POLICE UPDATE
Verbal update | |
| 6 | NOTTINGHAM CITY HOMES UPDATE
Report of Chief Executive, Nottingham City Homes | 15 - 30 |
| 7 | AREA CAPITAL FUND
Report of Corporate Director for Commercial and Operations | 31 - 36 |
| 8 | WARD PERFORMANCE REPORTS - QUARTER 2 (AUGUST - OCTOBER 2015)
Report of Corporate Director for Commercial and Operations | 37 - 60 |

9 ACTIONS TAKEN UNDER DELEGATED AUTHORITY - WARD ALLOCATIONS

61 - 64

Report of Corporate Director for Commercial and Operations

10 AREA PRIORITIES

Verbal update

IF YOU NEED ANY ADVICE ON DECLARING AN INTEREST IN ANY ITEM ON THE AGENDA, PLEASE CONTACT THE GOVERNANCE OFFICER SHOWN ABOVE, IF POSSIBLE BEFORE THE DAY OF THE MEETING

CITIZENS ATTENDING MEETINGS ARE ASKED TO ARRIVE AT LEAST 15 MINUTES BEFORE THE START OF THE MEETING TO BE ISSUED WITH VISITOR BADGES

CITIZENS ARE ADVISED THAT THIS MEETING MAY BE RECORDED BY MEMBERS OF THE PUBLIC. ANY RECORDING OR REPORTING ON THIS MEETING SHOULD TAKE PLACE IN ACCORDANCE WITH THE COUNCIL'S POLICY ON RECORDING AND REPORTING ON PUBLIC MEETINGS, WHICH IS AVAILABLE AT WWW.NOTTINGHAMCITY.GOV.UK. INDIVIDUALS INTENDING TO RECORD THE MEETING ARE ASKED TO NOTIFY THE GOVERNANCE OFFICER SHOWN ABOVE IN ADVANCE.

NOTTINGHAM CITY COUNCIL

BERRIDGE AND SHERWOOD AREA COMMITTEE

MINUTES of the meeting held at LB 31-32 - Loxley House, Station Street, Nottingham, NG2 3NG on 24 September 2015 from 18.01 - 18.36

Membership

Present

Councillor Carole-Ann Jones (Chair)
Councillor Brian Parbutt (Vice Chair)
Councillor Alex Ball
Councillor Mohammed Ibrahim
Councillor Toby Neal

Absent

Councillor Jane Urquhart

Colleagues, partners and others in attendance:

Nancy Barnard - Governance Manager
Angela Bolton - Neighbourhood Development Officer
Moby Farrands - Partnership Council/ Forest Fields Improvement Association
Bill Husband - NG7
John Marsh - Locality Manager
Chanel Richards - Nottingham City Homes
Sgt Nick Wealthall - Nottinghamshire Police

14 APOLOGIES FOR ABSENCE

Councillor Jane Urquhart (Other Council Business)
Carol Mee – Carrington Tenants and Residents Group
Ben Rosser – Pythian Club
Ruth Greenberg – Partnership Council

15 DECLARATIONS OF INTERESTS

None

16 MINUTES

The Committee agreed the minutes of the meeting held on 18 June 2015 and they were signed by the Chair.

17 POLICE UPDATE

Sergeant Nick Wealthall of Nottinghamshire Police updated the Committee highlighting the following points:

- a) The consultation with Police Community Support Officers (PCSOs) over the proposed reduction in their numbers had recently concluded and 2 PCSOs would be lost in this area (due to a wider programme of voluntary and compulsory redundancies) temporarily reducing the number of PCSOs in this area to 9. This will be increased to the full complement of 19 through redeployment.

- b) The Speedwatch community car is now operational and community groups are being trained to run the scheme.
- c) An operation is underway addressing the problem of items being thrown over the wall of the prison which has resulted in a significant decrease in the number of incidents. Trees are to be planted to create an additional barrier and further netting is to be installed to reduce incidents further.
- d) Overall, Sergeant Weathall reported that acquisitive crime was down. The largest increase was a 200% increase in theft of a motor vehicle in Forest Rec beat but this represented an increase of only two crimes. He reported percentage figures for the year 24/09/14 to 24/09/2015 as follows:

	Burglary Dwelling	Robbery	Theft from Motor Vehicle	Theft of Motor Vehicle
Carrington	-28.6	+20	-47.1	-33.3
Edwards Lane	-70.6	-83.3	-42.9	-20
Forest Fields	-35.9	-64.3	+114.3	-40
Forest Rec Arboretum	0	-26.1	+62.5	+200
Hyson Green	+25	-45.5	+225	+33.3
New Basford	-11.1	+16.7	+53.3	-72.7
Radford East	-9.4	-41.2	-80	-50
Sherwood	-47.8	-50	-55	+25
Sherwood Rise	-38.1	-42.9	-58.3	-28.6

- e) The new university terms and the return of students posed a challenge but a lot of work was being done with the universities, for example at freshers fairs, to advise students on security.

RESOLVED to thank Sergeant Wealthall for the information he had provided.

18 AREA CAPITAL FUND

Angela Bolton, Neighbourhood Development Officer, presented a report which proposed schemes to be funded from the Local Transport Plan (LTP) and Public Realm (PR) budgets and informed the Committee of the remaining funds available. In addition to the schemes outlined in the report a further approval of a scheme at Nottingham Rd/North Gate area for £2400 for improvements to include re-seeding grassed area, planting bulbs, refurbishment of existing benches and other hardware was sought.

RESOLVED to approve the following Area Capital fund schemes, and to note the remaining available funds for Berridge (£88,462) and Sherwood (£116,007):

<u>Location</u>	<u>Scheme</u>	<u>Cost (£)</u>
<u>Berridge Ward</u>		
Fisher Street/ Stanley Road (LTP)	Provision of road safety markings in the vicinity of Scotholme and Forest Fields Primary Schools to reduce congestion and improve pupil safety.	6250
Shipstone Street (LTP)	Further funding to existing survey around residents parking	3000
North Gate/ Nottingham Road (PR)	Area improvement to include re-seeding grassed area, planting bulbs, refurbishment of existing benches and other hardware.	2400
Peppers Gardens Lights (PR)	Update lighting within Peppers Gardens to reduce antisocial behaviour and maintenance costs.	6022
<u>Sherwood Ward</u>		
Winchester Street link footpath (PR)	Preliminary research into a right of way order, advertising and consultation regarding link footpath from Winchester street to Woodthorpe Grange Park.	3000
Sherwood Ward (PR)	Installation of benches and litter bins at identified locations across the ward.	5000

19 WARD PERFORMANCE REPORTS - QUARTER 1

John Marsh, Locality Manager introduced the report which compared performance against key indicators during April – July 2015 with the same period of 2014 to the Committee highlighting the following points in relation to Berridge ward:

- a) The cleanliness index score of 87% for quarter one (Q1) 2015 was 7% lower than in 2014 and 8 incidents of graffiti were reported compared to 7 in this period of 2014. However, incidents of flytipping reduced from 148 in 2014 to 126 this year.
- b) Weedkilling had taken place at the beginning of September and weeds should now visibly be dying back as a result. Councillors were asked to identify any remaining problem areas to Neighbourhood Management colleagues.
- c) Neighbourhood Management ran a stall at the Hyson Green Cultural Festival enabling them to engage with people from different local communities.

He then highlighted the following points in relation to Sherwood ward:

- d) The cleanliness index score for Q1 2015 was 89%, 1% lower than in 2014. However, a recent change to the organisation of neighbourhood colleagues, making them responsible for their own areas of the ward was expected to see performance increase. There was no change in the number of reports of graffiti, remaining at 6, and flytipping incidents had reduced from 85 in 2014 to 49 this year, a decrease of 42%.
- e) Weedkilling had also taken place in Sherwood ward in mid-September and work was underway citywide addressing the problem of Japanese Knotweed.
- f) Consultations events had been held in both Peggy's and Pirate Parks and a Friends of Pirate Park group has been established.

RESOLVED to note the key ward performance information provided for quarter one.

20 ACTION TAKEN UNDER DELEGATED AUTHORITY - WARD ALLOCATIONS

Angela Bolton, Neighbourhood Development Officer, presented the report which updated the Committee on funding decisions made under delegated authority to support the local community. The Committee noted that the report should have referred to the Union Pakistan Kashmiri Organisation and not the United Pakistan Kashmiri Organisation.

RESOLVED to note the actions taken under delegated authority and outstanding balances as follows:

(1) Berridge Ward

Item	Recipient	Total
May half term youth activities	The Pythian Club	£150
Awards Evening	Muslim Community Organisation	£425
Hyson Green Cultural Festival	HGCF	£1500
Development worker post	Muslim Community Organisation	£135
Wormaries	Edible Ave	£320
Summer youth activities	The Pythian Club	£1500
Carnival activities and events	Zodiac All Star Carnival Troupe	£1500
Youth activities	The Sumac Centre	£1500
Family Fun Day 28 th July	Various	£600
Roma community work	Various	£1000

action plan		
Pakistan Heritage Week	Union Pakistan Kashmiri Organisation	£600

Allocation 2015/16	£15,000
Unspent Balance b/fwd 2014/15	£983
Total Available Allocation 2015/15	£15,983
Decommitted funds	
Allocated Funds (Spent and unspent)	£9230
Uncommitted balance as at 24/9/2015	£6753

(2) Sherwood Ward

Item	Recipient	Total
Pythian Club – 10 week programme of activities for young people at ELCC	Pythian Club – subject to checks and agreements	£1000

Allocation 2015/16	£15,000
Total Available Allocation 2015/16 (inc. carryover from 2014/15)	£15,264
Allocated Funds (Spent and unspent)	£1000
Uncommitted balance as at 24/9/2015	£14,264

21 AREA COMMITTEE COMMUNITY REPRESENTATIVES

Angela Bolton, Neighbourhood Development Officer, introduced the report proposing the appointment of Community Representatives for the 2015/16 municipal year.

She informed the Committee of an addition to the proposals in the report: Lynda Masters of Forest Fields Improvement Association.

RESOLVED to appoint the following Community Representatives for the 2015/16 municipal year:

**Carol Mee, Carrington Tenants and Residents Group
Moby Farrands, Partnership Council
Farook Mir, The Seeds Foundation
Lynda Masters, Forest Fields Improvement Association.**

22 APPOINTMENTS TO OUTSIDE BODIES

Nancy Barnard, Governance Manager, introduced the report asking the Committee to approve appointments to outside bodies.

RESOLVED to:

(1) Agree the following appointments to Outside Bodies:

**Forest Fields Advice Centre Management Committee – Cllr Neal
New Basford Community Association Management Committee – Cllr Jones
(Observer)**

- (2) Agree to delete the following outside bodies from the register for Berridge and Sherwood:**

**Edwards Lane Community Association Management Committee
Sherwood Community Association Management Committee
Winwood Community Association**

23 NOTTINGHAM CITY HOMES UPDATE

Chanel Richards, Tenancy and Estate Manager, Nottingham City Homes introduced the report updating the Committee on Nottingham City Homes' performance and asking for approval of £10,856 from the Sherwood Environmental budget to alleviate issues with crime and drugs around HMP Nottingham. During discussions the following points were highlighted:

- a) Edwards Lane estate had successfully applied for equipment for Peggy's Park;
- b) Work had been done with 'Young Inspectors' at Northgate Primary School;
- c) Regarding performance, this was on target for antisocial behaviour cases, below target for repairs and rent collection (but with significant time to improve this performance by year end) and below target for void re-let times.

RESOLVED to

- (1) Approve the use of £10,856 from the Sherwood Environmental budget to install five new gates around Gunthorpe Drive and around the perimeter of the prison to prevent illegal activity. The funding will also be used to install a roller barrier to the wall on the land next to 2 Gunthorpe Drive to prevent individuals climbing onto the wall.**
- (2) Note the update.**

BERRIDGE AND SHERWOOD AREA COMMITTEE
19 NOVEMBER 2015

Title of paper:	Health and Wellbeing Strategy Engagement: Happier Healthier Lives	
Director(s)/ Corporate Director(s):	Alison Michalska, Corporate Director for Children and Adults, Nottingham City Council Colin Monckton, Director of Commissioning, Policy and Insight, Nottingham City Council Alison Challenger, Interim Director of Public Health, Nottingham City Council Dawn Smith, Chief Operating Officer, Nottingham City Clinical Commissioning Group	Wards affected: Berridge and Sherwood
Report author(s) and contact details:	James Rhodes, Strategic Insight Manager 0115 8765726 james.rhodes@nottinghamcity.gov.uk	
Other colleagues who have provided input:	John Wilcox, Insight Specialist, Public Health, Nottingham City Council Helen Hill, Research, Engagement & Consultation Manager, Nottingham City Council	
Date of consultation with Portfolio Holder(s) (if relevant)	11 and 18 September 2015	
Relevant Council Plan Strategic Priority:		
Cutting unemployment by a quarter		<input type="checkbox"/>
Cut crime and anti-social behaviour		<input type="checkbox"/>
Ensure more school leavers get a job, training or further education than any other City		<input type="checkbox"/>
Your neighbourhood as clean as the City Centre		<input type="checkbox"/>
Help keep your energy bills down		<input type="checkbox"/>
Good access to public transport		<input type="checkbox"/>
Nottingham has a good mix of housing		<input type="checkbox"/>
Nottingham is a good place to do business, invest and create jobs		<input type="checkbox"/>
Nottingham offers a wide range of leisure activities, parks and sporting events		<input checked="" type="checkbox"/>
Support early intervention activities		<input checked="" type="checkbox"/>
Deliver effective, value for money services to our citizens		<input checked="" type="checkbox"/>
Summary of issues (including benefits to citizens/service users):		
The Health and Wellbeing Board (HWB) is in the process of developing its next Health and Wellbeing Strategy. Engagement activities will be taking place in October and November to inform the development of the priorities. This report sets out the engagement strategy and seeks the support of the Area Committees in promoting the engagement events.		
Recommendation(s):		
1	To note the report.	

1. REASONS FOR RECOMMENDATIONS

- 1.1 The HWB want to engage with as many citizens and interest groups as possible to inform its next strategy. It is hoped that the Area Committees could increase the reach of the engagement activity by supporting and promoting the planned engagement activity.

2. **BACKGROUND (INCLUDING OUTCOMES OF CONSULTATION)**

2.1 The HWB is currently developing its next Health and Wellbeing Strategy with the aim that it will be signed off in June 2016. The HWB recently approved the engagement strategy for the development of the next Health and Wellbeing Strategy¹. In summary, engagement will be wide ranging with the aim of finding what is important to people in relation to health and wellbeing and the approach is broadly divided into two phases:

Phase 1: Engagement – the opportunity for everyone to input their thoughts about health and wellbeing. The information from this phase will be analysed and fed into the development of the initial draft of the new Health and Wellbeing Strategy. This will take place during October and November 2015.

Phase 2: Consultation on the draft Health & Wellbeing Strategy.

2.2 The intention is engage with as many citizens, interest groups and front-line workers/practitioners as possible. The engagement strategy was developed based on the outcomes of a citizen focus group and the approaches to be adopted are outlined below:

Target Group	Methodology
Interest Groups	<ul style="list-style-type: none"> • Existing meetings and networks – depending on available time on the agenda the session will either be a focus group exercise or sign-posting to larger public events and the offer to use a toolkit for groups to run their own sessions and submit the results. A timetable of existing events has been created. • Existing events – world café/ pop up research approach • On-line survey and toolkit
Citizens	<ul style="list-style-type: none"> • 3 bespoke events across the city – focus groups (see dates below) • On-line survey
Workforce	<ul style="list-style-type: none"> • Focus groups made up of staff from across partner agencies and Community and Voluntary Sector

2.3 The public events are scheduled to take place:

Clifton Cornerstone	Tuesday 3 November	1pm-3pm
Council House Ballroom	Wednesday 4 November	4.45pm-6.45pm
Bulwell Riverside	Monday 9 November	5.15pm-7.15pm

2.4 If you would like to attend one of the events please register on-line here <http://www.nottinghamcity.gov.uk/HappierHealthierLives> or phone 0115 87 64 336.

2.5 Since the public events will take place before the Area Committee meeting it is recommended that Councillors promote the events within their areas as soon as possible. Appendix A provides an E Flyer for this purpose. It is also recommended that Councillors promote the toolkit (which allows groups to run their own engagement session), and the on-line survey which provide other ways for citizens and interest groups to have their views heard. The on-line survey and engagement toolkit are available here: <http://www.nottinghamcity.gov.uk/HappierHealthierLives>.

¹ Health and Wellbeing Board, 30th September.

3. OTHER OPTIONS CONSIDERED IN MAKING RECOMMENDATIONS

3.1 The engagement activity is being promoted through as many networks as possible (through the HWB and its partners, press release, citizens panel, existing meetings etc).

4. FINANCE COMMENTS (INCLUDING IMPLICATIONS AND VALUE FOR MONEY/VAT)

4.1 Not applicable.

5. LEGAL AND PROCUREMENT COMMENTS (INCLUDING RISK MANAGEMENT ISSUES, AND LEGAL, CRIME AND DISORDER ACT AND PROCUREMENT IMPLICATIONS)

5.1 Not applicable.

6. EQUALITY IMPACT ASSESSMENT

Has the equality impact been assessed?

Not needed (report does not contain proposals or financial decisions)

No

Yes – Equality Impact Assessment attached

<input checked="" type="checkbox"/>
<input type="checkbox"/>
<input type="checkbox"/>

7. LIST OF BACKGROUND PAPERS OTHER THAN PUBLISHED WORKS OR THOSE DISCLOSING CONFIDENTIAL OR EXEMPT INFORMATION

7.1 None.

8. PUBLISHED DOCUMENTS REFERRED TO IN COMPILING THIS REPORT

8.1 Health and Wellbeing strategy Refresh Update (HWB paper – 30 September 2015)

This page is intentionally left blank

Happier Healthier Lives: Have Your Say

Developing the City's next Health and Wellbeing Strategy

We want to hear your views on how to make Nottingham a happier and healthier place to live.

Many factors affect our health and wellbeing including:

- Education and employment opportunities
- Where we live and the quality of our housing
- Access to green spaces and leisure facilities
- Lifestyle factors like smoking, diet and physical activity
- Environmental factors like air pollution

The Nottingham City Health and Wellbeing Board want to hear about what is important to you and how we can all work together to make Nottingham a happier and healthier city. Your views will help inform the next Health and Wellbeing Strategy.

We are hosting three citizen engagement events:

Clifton Cornerstone	Tuesday 3 November	1pm-3pm
Council House Ballroom	Wednesday 4 November	4:45pm-6:45pm
Bulwell Riverside	Monday 9 November	5.15pm-7.15pm

If you would like to attend one of the events please register on-line here <http://www.nottinghamcity.gov.uk/HappierHealthierLives> or phone 0115 87 64 336.

To find out more about the work of the Health and Wellbeing Board please visit: <http://www.nottinghamcity.gov.uk//HWB>



This page is intentionally left blank



BERRIDGE AND SHERWOOD AREA COMMITTEE
19 NOVEMBER 2015

Title of paper:	Nottingham City Homes Update	
Director(s)/ Corporate Director(s):	Nick Murphy, Chief Executive of Nottingham City Homes	Wards affected: Berridge and Sherwood
Report author(s) and contact details:	Leanne Hoban, Decent Neighbourhoods Manager, Nottingham City Homes Leanne.hoban@nottinghamcityhomes.org.uk 0115 876 2073 Paul Howard, Tenancy and Estate Manager, Nottingham City Homes 0115 8838232 paul.howard@nottinghamcityhomes.org.uk	
Other colleagues who have provided input:	Angela Gould Housing Patch Manager Ella Richmond Housing Patch Manager Diane Stone Housing Patch Manager	
Date of consultation with Portfolio Holder(s) (if relevant)	N/A	
Relevant Council Plan Strategic Priority:		
Cutting unemployment by a quarter		<input type="checkbox"/>
Cut crime and anti-social behaviour		<input checked="" type="checkbox"/>
Ensure more school leavers get a job, training or further education than any other City		<input type="checkbox"/>
Your neighbourhood as clean as the City Centre		<input checked="" type="checkbox"/>
Help keep your energy bills down		<input type="checkbox"/>
Good access to public transport		<input type="checkbox"/>
Nottingham has a good mix of housing		<input type="checkbox"/>
Nottingham is a good place to do business, invest and create jobs		<input type="checkbox"/>
Nottingham offers a wide range of leisure activities, parks and sporting events		<input type="checkbox"/>
Support early intervention activities		<input type="checkbox"/>
Deliver effective, value for money services to our citizens		<input checked="" type="checkbox"/>
Summary of issues (including benefits to customers/service users):		
The report provides updates on key issues and themes which link back to local priorities and the strategic themes for Nottingham City Homes.		
The reports provide summary updates on the following key themes:		
<ul style="list-style-type: none"> • Capital Programme and major work; • area regeneration and environmental issues; • key messages from the Tenant and Leasehold Congress; • Tenant and Residents Associations updates; • area performance; • good news stories and positive publicity. 		
Recommendation(s):		
1	To note and comment on the update and performance information in Appendices 1 and 3.	
2	To note the allocation of funds for 2015/16, detailed in Appendix 2.	

1 REASONS FOR RECOMMENDATIONS (INCLUDING OUTCOMES OF CONSULTATION)

- 1.1 The Nottingham City Homes Update provides a descriptive and statistical picture of what is happening at an area level and invite community representatives to comment, debate, and challenge and identify how they can add value to improve their neighbourhoods.
- 1.2 The update also monitors progress in the wards and acts as a catalyst for debate about the key performance issues impacting upon the ward on a quarterly basis.

2 BACKGROUND (INCLUDING OUTCOMES OF CONSULTATION)

- 2.1 Nottingham City Homes previously reported on performance at local Area Panels that sat below the respective Area Committees. These panels were attended by local residents, local Councillors and partner agencies.
- 2.2 Nottingham City Homes has a goal to ‘create homes and places where people want to live’ and to give tenants and leaseholders an input in shaping what happens in their area. The Nottingham City Homes Update and Performance Report is one of a number of initiatives that increases the transparency and accountability of the Company’s performance
- 2.3 Following the decision for Nottingham City Homes reps to attend Area Committee, it was decided to provide the Nottingham City Homes Update Report to Area Committee.

3 OTHER OPTIONS CONSIDERED IN MAKING RECOMMENDATIONS

- 3.1 None

4 FINANCIAL IMPLICATIONS (INCLUDING VALUE FOR MONEY/VAT)

- 4.1 Budgets are allocated on a yearly basis for each ward and there is an obligation on Nottingham City Homes to ensure that funds are allocated to projects within these budget requirements

5 RISK MANAGEMENT ISSUES (INCLUDING LEGAL IMPLICATIONS AND CRIME AND DISORDER ACT IMPLICATIONS)

- 5.1 None

6 EQUALITY IMPACT ASSESSMENT

Has the equality impact been assessed?

Not needed (report does not contain proposals or financial decisions)

No

Yes— Equality impact Assessment attached

7 **LIST OF BACKGROUND PAPERS OTHER THAN PUBLISHED WORKS OR THOSE DISCLOSING CONFIDENTIAL OR EXEMPT INFORMATION**

7.1 None

8 **PUBLISHED DOCUMENTS REFERRED TO IN COMPILING THIS REPORT**

8.1 |None

NCH update

	Item	Executive Summary / Key Points	For information or decision
1	Capital Programme and major works	<p>Stock condition survey A five year planned programme of stock condition surveys has commenced across the City. It is a comprehensive survey and will gather information to help ensure our properties are maintained through planned programmes of refurbishment, as well as informing the current and future active Asset Management strategy.</p> <p>Solar Photo Voltaic Panels Homes eligible for panels have been written to. Suitability was based on specific criteria like the roof size and the direction houses face. The installation programme is being escalated due to a possible reduction in the feed in tariff in early 2016. Where customers who have expressed an interest, and where the roof is suitable, the aim is for panels will be installed by the end of the year.</p> <p>Secure Warm Modern (Maintaining decency) After successfully bringing our homes up to the Nottingham Decent Homes Plus Standard in March 2015, we are now focussed on maintaining this standard with ongoing planned works programmes.</p> <p>A four year property improvement framework tender has been awarded to a construction partner who will embark on this planned programme of property refurbishment during Autumn 2015.</p> <p>The Decent Homes Standard is set by government to ensure that homes meet certain minimum criteria. There are four criteria that we consider when</p>	Information

		<p>planning our Secure Warm Modern Improvement works. These determine whether or not a home is considered decent:</p> <ol style="list-style-type: none"> 1. Is the property in a reasonable state of repair? 2. Does it have reasonably modern facilities or services? 3. Is there efficient heating and insulation? 4. Does the property meet the statutory minimum standard set out by the Housing Health and Safety Rating System (HHSRS)? 	
2	Area Regeneration and Environmental Issues	<p>Berridge Area Committee approved a scheme to carry out fencing improvement works to Springfield Street within this ward at June's Area Committee. The Decent Neighbourhood's team is currently working with their construction partners regarding a programme for fencing projects, and determining when work on Springfield Street can commence. It is envisaged that this will be in the New Year.</p> <p>Sherwood Area Committee has approved the installation of trees along the perimeters of HMP Sherwood and the upgrade of the gates to the alleyways along Gunthorpe Drive. These schemes have been devised to prevent illegal activity around the prison, and to safeguard tenants and residents in this area.</p> <p>NCH Decent Neighbourhoods Manager has been working closely with Ward Councillors to determine some improvements to the Edwards Lane Estate. It has been agreed that we will deliver a major boundary upgrade to Northwood Crescent and funding for this project will be approved at Area Committee. It is envisaged that this scheme will have a major impact in transforming this part of the estate and could be rolled out to the rest of the estate where eligible.</p> <p>Peggy's Park – consultation for the upgrade of the park is now drawing to a conclusion. NCH have already funded works to improve the access to the</p>	Information

		park in preparation for the wider plans to upgrade the park. The Council's Parks team are leading on this and NCH have a remaining £38k to contribute towards this project.	
3	Key messages from the Communities in Action Group (CIA)	Due to recent poor attendance at CIA meetings and further consultation with group members and staff, it has been decided to close the CIA Group, and to explore possible new opportunities as part of the forthcoming NCH Tenant & Leaseholder Involvement Strategy review. NCH Area Committee representatives will continue to be identified and supported by Tenant & Leaseholder Involvement team at NCH.	X
4	Tenant and Residents Associations (TRA) updates	<p>Berridge</p> <ul style="list-style-type: none"> The first street inspection with the young inspectors from Djanogly Northgate Academy took place on 8 July. The school invited NCH staff to their assembly on 20 July and the inspectors were presented with certificates. During assembly the scheme was positively acknowledged by the school Head, and it was noted that there had been a noticeable improvement since issues were reported. The next inspection is due before the end of October and we are in the process of confirming the date. <p>Sherwood</p> <ul style="list-style-type: none"> Friends of Woodthorpe and Winchester Court have been successful in applying for Ten Year Anniversary funding and have delivered a trip and a meal out for tenants living in Woodthorpe and Winchester Courts. Approximately 50 tenants enjoyed the day out. The TRA continue to deliver well attended coffee mornings every week and are looking to raise further funding for a Christmas party for tenants. NCH are also supporting the TRA with a funding application to Comic Relief. NCH are also working with tenants from Sherwood who have expressed an interest in getting involved and to develop a recognised group. Edwards Lane Estate Tenants and Residents Association fun day and Peggy's Park consultation event – 31 August. Funding for park improvements/outdoor gym equipment has been provided by the Ten Year 	X

		Anniversary Fund as part of a wider park improvements project which includes WREN funding.	
5	Area Performance Figures	See Appendix 3	X
6	Good news stories and positive publicity	Nothing additional reported in this quarter	X

APPENDIX 2







Area	Ward	Actual Budget (including carry over from 2014/15)	Schemes Approved	Schemes Committed	Schemes De-committed	Remaining Budget
5	Sherwood	£165,569	£29,856	£29,856	£0	£135,713
5	Berridge	£20,931	£20,931	£20,931	£0	£0

Address	Request	Reason	Nottingham City Homes Officer	Cost	Approval
Northwood Crescent Sherwood Ward	Carry out a major fencing and boundary upgrade to this street within the Edwards Lane Estate to the NCH properties	The current fencing is tired and dilapidated and affects the appearance of this estate. It is envisaged that a major fencing improvement project will significantly enhance this street and contribute to the wider regeneration in this area.	Leanne Hoban	£130,000	Commit funding









Performance report – Berridge and Sherwood

Generated on: 16 September 2015





AC5-1 Anti-social behaviour

Performance indicator and definition	Target	2015/16			2014/15	2013/14	Latest Note
		Value	Status	Long Trend	Value	Value	
% of ASB cases resolved by first intervention – Central region <i>Note: This PI monitors the ability of the HPM to select the correct first intervention.</i>	84%	100%			86.67%	84.78%	Good performance in first quarter in relation to this indicator. Quite a few overgrown garden cases resolved by first intervention
% of ASB cases resolved – Central region <i>Note: This PI measures the proportion of ASB cases NCH has successfully resolved. Data for this PI is not available by ward and is reported by Housing Office.</i>	97.8%	100%			100%	100%	Strong performance in this quarter for this PI.
Number of new ASB cases – Central region <i>Note: Data for this PI is only available by Housing Office.</i>		31			121	144	Number is based on City figures
Tenant satisfaction with the ASB service - Central region <i>Note: Data for this PI is only available by Housing Office.</i>	8					7.8	trend is improving but more work to be done to reach target; customer care is paramount issue and is constantly reinforced through one to ones







AC5-2 Repairs

Performance indicator and definition	Target	2015/16			2014/15	2013/14	Latest Note
		Value	Status	Long Trend	Value	Value	
% of repairs completed in target – AC - Sherwood & Berridge <i>Note: This PI monitors the proportion of repairs being completed within agreed timescales.</i>	96%	93.41%			97.45%	96.68%	
% of repairs completed in target – Berridge Ward <i>Note: This PI monitors the proportion of repairs being completed within agreed timescales.</i>	96%	92.51%			98.01%	96.85%	
% of repairs completed in target – Sherwood Ward <i>Note: This PI monitors the proportion of repairs being completed within agreed timescales.</i>	96%	93.6%			97.35%	96.65%	
Tenant satisfaction with the repairs service <i>Note: Data for this PI is only available citywide</i>	9	9.01			8.9	8.78	WS June-2015 Whilst slightly short of the Corporate Plan target of 9, performance of 8.94 in 2014/15 is higher than all previous annual outturn's. We are changing how we survey this satisfaction going forward which may have a positive or negative affect on this KPI.







AC5-3 Rent Collection

Performance indicator and definition	Target	2015/16			2014/15	2013/14	Latest Note
		Value	Status	Long Trend	Value	Value	
<p>% of rent collected</p> <p><i>Note: This PI measures the amount of rent collected (including tenant arrears) as a percentage of rent due for the current year. Data for this indicator is not available by ward and is reported city wide.</i></p> <p><i>Trend shows as improving if value is over 100% as arrears are decreasing.</i></p>	100%	100.13%			100.56%	100.02%	<p>Although performance is behind target, and slightly behind the position at this point last year, this is a year-end target and we are on track to achieve 100% by the end of quarter two. We have a range of initiatives planned to improve collection rate. We are focusing on the Responsible Tenant Reward recipients from last year. All those who received the reward last year but who have failed to reduce their debt will be targeted by the team. In addition we have a cash collection competition running in August and a data capture competition. The latter will have the added benefit of increased contact which should improve the collection rate.</p>
<p>% of tenancies ending due to eviction</p> <p><i>Note: This PI monitors the percentage of tenants being evicted due to rent arrears and is reported citywide.</i></p>	0.45%	0.5%			0.56%	0.74%	<p>We continue to work hard to sustain tenancies and only evict when all other avenues have been exhausted. We have evicted only half the number of tenants for rent arrears compared to the same point last year.</p>







AC5-4a Empty properties - Average relet time

Performance indicator and definition	Target	2015/16			2014/15	2013/14	Latest Note
		Value	Status	Long Trend	Value	Value	
<p>Average void re-let time (calendar days) – AC - Sherwood & Berridge</p> <p><i>Note: This PI measures how long it takes NCH to re-let empty properties from the end of the old tenancy to the start of the new tenancy</i></p>	25	25.58			36.14	43.55	<p>Void performance summary: There are currently 10 empty properties in the Area Committee 5 area. The average time to relet properties in the Area Committee 5 area is 32 days. There have been 82 new lettings this year. The city wide time to let empty properties is 26. Our voids processes have recently undergone a review. In the long term this should result in an improvement in performance. There are still some long term/hard to let properties in the system which have an adverse effect on performance. The longest a property has been empty in this area is 5 weeks. The lettings service houses around 200 families each month around the city.</p>
<p>Average void re-let time (calendar days) – Berridge Ward</p> <p><i>Note: This PI measures how long it takes NCH to re-let empty properties from the end of the old tenancy to the start of the new tenancy.</i></p>	25	5.25			17.6	14.14	<p>Void performance summary: There are currently 0 empty properties in the Berridge ward area. The average time to relet properties in the Berridge ward area is 18 days. There have been 5 new lettings this year. The city wide time to let empty properties is 26. Our voids processes have recently undergone a review. In the long term this should result in an improvement in performance. There are still some long term/hard to let properties in the system which have an adverse effect on performance. The longest a property has been empty in this area is 0 weeks. The lettings service houses around 200 families each month around the city.</p>
<p>Average void re-let time (calendar days) – Sherwood Ward</p> <p><i>Note: This PI measures how long it takes NCH to re-let empty properties from the end of the old tenancy to the start of the new tenancy</i></p>	25	31			37.66	46.67	<p>Void performance summary: There are currently 8 empty properties in the Sherwood ward area. The average time to relet properties in the Sherwood ward area is 38 days. There have been 61 new lettings this year. The city wide time to let empty properties is 26. Our voids processes have recently undergone a review. In the long term this should result in an improvement in performance. There are still some long term/hard to let properties in the system which have an adverse effect on performance. The longest a property has been empty in this area is 5 weeks. The lettings service houses around 200 families each month around the city.</p>







AC5-4b Empty properties - Lettable voids

Performance indicator and definition	Target	2015/16			2014/15	2013/14	Latest Note
		Value	Status	Long Trend	Value	Value	
Number of lettable voids– AC - Sherwood & Berridge <i>Note: Lettable voids are empty properties available for re-letting. They will receive repair work and then be re-let to a new tenant.</i>		16			8	15	
Number of lettable voids – Berridge Ward <i>Note: Lettable voids are empty properties available for re-letting. They will receive repair work and then be re-let to a new tenant.</i>		0			0	1	
Number of lettable voids – Sherwood Ward <i>Note: Lettable voids are empty properties available for re-letting. They will receive repair work and then be re-let to a new tenant.</i>		16			8	14	

AC5-4c Empty properties - Decommissioning

Performance indicator and definition	Target	2015/16			2014/15	2013/14	Latest Note
		Value	Status	Long Trend	Value	Value	
Number of empty properties awaiting decommission – AC - Sherwood & Berridge <i>Note: This PI shows the number of empty properties which will not be re-let and includes those being decommissioned and / or demolished.</i>		0			0	6	
Number of empty properties awaiting decommission – Berridge ward <i>Note: This PI shows the number of empty properties which will not be re-let and includes those being decommissioned and / or demolished.</i>		0			0	4	
Number of empty properties awaiting decommission – Sherwood Ward <i>Note: This PI shows the number of empty properties which will not be re-let and includes those being decommissioned and / or demolished.</i>		0			0	2	

AC5-5 Tenancy sustainment

Performance indicator and definition	Target	2015/16			2014/15	2013/14	Latest Note
		Value	Status	Long Trend	Value	Value	
Percentage of new tenancies sustained - AC - Sherwood & Berridge <i>Note: This PI measures the number of new tenants who are still in their tenancy 12 months later.</i>	93.5%	97.62%			95.46%	94.6%	Above target 3x failures in Sherwood ward were 1x eviction rent; 1x NTQ lodging; 1x NTQ private rented
Percentage of new tenancies sustained - Berridge Ward (2003) <i>Note: This PI measures the number of new tenants who are still in their tenancy 12 months later.</i>	93.5%	100%			100%	80%	100% performance off low sample size
Percentage of new tenancies sustained - Sherwood Ward <i>Note: This PI measures the number of new tenants who are still in their tenancy 12 months later.</i>	93.5%	97.33%			94.87%	95.65%	Above target - Failures in ward were 1x eviction rent; 1x NTQ lodging; 1x NTQ private rented

This page is intentionally left blank

BERRIDGE AND SHERWOOD AREA COMMITTEE
19 NOVEMBER 2015

Title of paper:	Area Capital Fund	
Director(s)/ Corporate Director(s):	Andy Vaughan, Corporate Director for Commercial and Operations	Wards affected: Berridge and Sherwood
Report author(s) and contact details:	Angela Bolton, Neighbourhood Development Officer (Sherwood) 0115 8838476 Angela.bolton@nottinghamcity.gov.uk Debbie Royle, Neighbourhood Development Officer (Berridge) 0115 8838468, Debbie.royle@nottinghamcity.gov.uk Beth Hanna, Neighbourhood Development Officer (Berridge) 0115 8838466 – Beth.hanna@nottinghamcity.gov.uk	
Other colleagues who have provided input:	Nancy Hudson – Projects Officer, Highways Development	
Date of consultation with Portfolio Holder(s) (if relevant)	N/A	
Relevant Council Plan Strategic Priority:		
Cutting unemployment by a quarter		<input type="checkbox"/>
Cut crime and anti-social behaviour		<input type="checkbox"/>
Ensure more school leavers get a job, training or further education than any other City		<input type="checkbox"/>
Your neighbourhood as clean as the City Centre		<input checked="" type="checkbox"/>
Help keep your energy bills down		<input type="checkbox"/>
Good access to public transport		<input type="checkbox"/>
Nottingham has a good mix of housing		<input type="checkbox"/>
Nottingham is a good place to do business, invest and create jobs		<input checked="" type="checkbox"/>
Nottingham offers a wide range of leisure activities, parks and sporting events		<input checked="" type="checkbox"/>
Support early intervention activities		<input type="checkbox"/>
Deliver effective, value for money services to our citizens		<input checked="" type="checkbox"/>
Summary of issues (including benefits to citizens/service users):		
This report provides Councillors with the latest spend proposals under the Area Capital Fund including highways and footways.		
Recommendation(s):		
1	To approve the Area Capital Fund programme of schemes for Berridge and Sherwood Wards, as set out in the non-shaded rows of Appendix 1.	
2	To note the commitment of funds in Berridge and Sherwood Wards as set out in Appendix 1.	

1. REASONS FOR RECOMMENDATIONS

- 1.1 The Nottingham Local Transport Plan (LTP) 2011-2026 maintains a commitment to deliver local transport improvements across Nottingham's Neighbourhoods and prioritises small scale transport improvements of importance to local communities.
- 1.2 As part of the budget approved in March 2013, Nottingham City Council approved an LTP capital allocation of £2.5 million Citywide from 2013-2015.

2. BACKGROUND (INCLUDING OUTCOMES OF CONSULTATION)

- 2.1 The Area Capital Programme was established in 2006 to improve the environment of the neighbourhoods and to create a sense of place for residents in order to improve the quality of life of local people.

2.2 Resources are allocated from the Nottingham City Council general fund, the LTP and from the Housing Revenue Account.

2.3 The programme of works is a rolling programme. There have been instances where schemes are started, with strong community involvement and interest, only to be altered at a later stage due to changing circumstances, such as economic conditions and change in land values.

3. OTHER OPTIONS CONSIDERED IN MAKING RECOMMENDATIONS

3.1 None

4. FINANCE COMMENTS (INCLUDING IMPLICATIONS AND VALUE FOR MONEY/VAT)

4.1 Bringing together the various strands which form part of the Area Capital Programme enables the City Council to respond effectively in delivering on public realm improvements as identified by local people.

5. LEGAL AND PROCUREMENT COMMENTS (INCLUDING RISK MANAGEMENT ISSUES, AND LEGAL, CRIME AND DISORDER ACT AND PROCUREMENT IMPLICATIONS)

5.1 A risk register has been produced which is regularly monitored.

6. EQUALITY IMPACT ASSESSMENT

Has the equality impact been assessed?

Not needed (report does not contain proposals or financial decisions)

No

Yes – Equality Impact Assessment attached

7. LIST OF BACKGROUND PAPERS OTHER THAN PUBLISHED WORKS OR THOSE DISCLOSING CONFIDENTIAL OR EXEMPT INFORMATION

7.1 Highways Framework Agreement.

8. PUBLISHED DOCUMENTS REFERRED TO IN COMPILING THIS REPORT

8.1 None

Berridge Area Capital 2015 - 2016 Programme
Berridge LTP schemes

Location	Type	Councillor Prioritised / Area Committee Approved	Estimate	Estimated start date	Completed	Details
Fisher Street / Stanley Road	Road markings	Approved by DA 21/07/15	£6,250			Provision of road safety markings in the vicinity of Scotholme and Forest Fields Primary Schools to reduce congestion and improve pupil safety - lead service: Traffic & Safety
Shipstone Street	Survey	Approved by DA 22/07/15	£3,000			Further funding to existing survey around residents parking - lead service: Traffic & Safety

Total LTP schemes*

£9,250

Berridge Public Realm schemes

Location	Type	Councillor Prioritised / Area Committee Approved	Estimate	Estimated start date	Completed	Details
Forest recreation ground	Play equipment	Prioritised 4 November 2015	£6,000			Contribution to replacement of cableway play equipment at the Forest - lead service: Parks & Open Spaces
Hyson Green Market Buttercross	Area improvement	Approved by DA 12/10/15	£932			Contribution to area improvement works at the Buttercross in Hyson Green market place - lead service: Markets & Fairs
North Gate/ Nottingham Road	Area improvement	Approved September 2015	£2,400			Area improvement to include re-seeding grassed area, planting bulbs, refurbishment of existing benches and other hardware - lead service: Neighbourhood Management
Peppers Gardens lights	Lighting	Approved by DA 28/07/15	£6,022			Update lighting within Peppers Gardens to reduce ASB and maintenance costs - lead service: Parks & Open Spaces
Berridge Ward trees	Tree works	Approved June 2015	£5,000	tbc		Contribution to 3 year city-wide programme of felling inappropriately placed trees and replacement tree planting - lead service: Parks & Open Spaces
Springfield Street	Area improvement	Approved June 2015	£6,414	tbc		Contribution to public realm improvement scheme in partnership with NCH - lead service: NCH
Bus stop litter bins	Safety audit	Approved June 2015	£100	tbc		Safety audit on the siting of litter bins at bus stops on Sherwood Rise/ Nottingham Road - lead service: Traffic & Safety

Total Public Realm schemes**

£26,868

Berridge Withdrawn schemes

Location	Type	Reason	Amount	Details
N/A				

Total Decommitted***			£0	
2015-2016 LTP allocation			£68,000	
LTP carried forward from 2013-2015			£0	
2015 - 2016 Public Realm allocation			£40,650	
Public Realm carried forward from 2013-2015			£8,998	
Total Available 2015 - 2016 ACF			£117,648	
*Less LTP schemes		-	£9,250	
**Less Public Realm schemes		-	£26,868	
***Decommitted funds		+	£0	
Remaining available balance			£81,530	
LTP element remaining			£58,750	
Public Realm element remaining			£22,780	

Sherwood Area Capital 2015 - 2016 Programme

Sherwood LTP schemes

Location	Type	Councillor Prioritised / Area Committee Approved	Estimate	Estimated start date	Completed	Details
Oak Street	Dropped crossings	Prioritised 21 October 2015	£8,000			Additional contribution to dropped crossing at Wesley Street / Oak Street to facilitate re-alignment and building out the footway - lead service: Traffic & Safety
Edwards Lane	Road safety	Prioritised 21 October 2015	£27,500			Installation of pedestrian refuge near Tudor Medical Centre - lead service: Traffic & Safety
Parking restrictions	Review	Prioritised 21 October 2015	£500			review and recommendations around parking restrictions on Edwinstowe Drive, Gamston Crescent, Langar Close and Markham Crescent - lead service: Traffic & Safety

Total LTP schemes*

£36,000

Sherwood Public Realm schemes

Page 35

Location	Type	Councillor Prioritised / Area Committee Approved	Estimate	Estimated start date	Completed	Details
Winchester Street link footpath	Feasibility study	Approved September 2015	£3,000			Preliminary research into a right of way order, advertising and consultation regarding link footpath from Winchester St to Woodthorpe Grange Park - lead service: Traffic & Safety
Sherwood Ward	Area improvement	Approved September 2015	£5,000			Installation of benches and litter bins at identified locations across the ward - lead service: Neighbourhood Management
Sherwood Ward trees	Tree works	Approved June 2015	£5,000	tbc		Contribution to 3 year city-wide programme of felling inappropriately placed trees and replacement tree planting - lead service: Parks & Open Spaces

Total Public Realm schemes**

£13,000

Sherwood Withdrawn schemes

Location	Type	Reason	Amount	Details
N/A				

Total Decommited***

£0

2015-2016 LTP allocation	£54,000
LTP carried forward from 2013-2015	£16,280
2015 - 2016 Public Realm allocation	£32,400
Public Realm carried forward from 2013-2015	£26,327
Total Available 2015 - 2016 ACF	£129,007
*Less LTP schemes	- £36,000
**Less Public Realm schemes	- £13,000
***Decommited funds	+ £0
Remaining available balance	£80,007
LTP element remaining	£34,280
Public Realm element remaining	£45,727

BERRIDGE AND SHERWOOD AREA COMMITTEE
19 NOVEMBER 2015

Title of paper:	Ward Performance Reports – Quarter 2 (August–October 2015)	
Director(s)/ Corporate Director(s):	Andy Vaughan, Corporate Director for Commercial and Operations	Wards affected: Berridge and Sherwood
Report author(s) and contact details:	Angela Bolton, Neighbourhood Development Officer (Sherwood) 0115 8838476 angela.bolton@nottinghamcity.gov.uk Beth Hanna, Neighbourhood Development Officer (Berridge) 0115 8838466 beth.hanna@nottinghamcity.gov.uk Debbie Royle, Neighbourhood Development Officer (Berridge) 0115 8838468 Debbie.royle@nottinghamcity.gov.uk	
Other colleagues who have provided input:	Dave Halstead, Director of Neighbourhood Services Dave.halstead@nottinghamcity.gov.uk Linda Robertson, Analyst, Crime and Drugs Partnership Linda.robertson@nottinghamcity.gov.uk	
Date of consultation with Portfolio Holder(s) (if relevant)	N/A	
Relevant Council Plan Strategic Priority:		
Cutting unemployment by a quarter		<input checked="" type="checkbox"/>
Cut crime and anti-social behaviour		<input checked="" type="checkbox"/>
Ensure more school leavers get a job, training or further education than any other City		<input checked="" type="checkbox"/>
Your neighbourhood as clean as the City Centre		<input checked="" type="checkbox"/>
Help keep your energy bills down		<input type="checkbox"/>
Good access to public transport		<input type="checkbox"/>
Nottingham has a good mix of housing		<input type="checkbox"/>
Nottingham is a good place to do business, invest and create jobs		<input type="checkbox"/>
Nottingham offers a wide range of leisure activities, parks and sporting events		<input type="checkbox"/>
Support early intervention activities		<input checked="" type="checkbox"/>
Deliver effective, value for money services to our citizens		<input checked="" type="checkbox"/>
Summary of issues (including benefits to citizens/service users):		
<p>The ward performance reports provide updates on key issues and themes which link back to local priorities and strategic themes in the Nottingham Plan 2020. The reports provide summary updates on the following key themes:</p> <ul style="list-style-type: none"> • ward priorities; • community engagement; • Finance • safer theme – crime and anti-social behaviour (ASB); • neighbourhood theme – environmental issues and housing; • working theme – unemployment rates; • housing; • community protection; • fire; • health theme – local health priorities. <p>The following is a brief summary by the respective ward Neighbourhood Development Officers (NDOs):</p>		

Ward: Berridge

NDOs: Debbie Royle and Beth Hanna

Ward data is given for 2015. Data is compared with the same time frame in 2014.

Ward Priorities:

The ward priorities for 2015 can be seen on the front page of the appendices. These priorities are reviewed quarterly with key partners via the monthly Neighbourhood Action Team (NAT) meetings. There is continued focus on improving parks and open spaces and traffic management and parking issues.

Community Engagement:

NDOs have organised monthly Ward Walks in the ward.

Local Action Group meetings take place every 6 weeks throughout the ward.

A Leader Listens event has been organised, which includes a ward walk and public meeting with the Leader of the Council to discuss local issues and concerns.

There are Street Champion meetings to engage local residents to get involved as local champions as a focal point for activities and to give key messages to other residents on their street.

There was a Roma Romanian community event with the Central Locality Roma engagement group on 25 October to engage this community and link people to key services, and raise awareness of local issues including the environment, health, education, Welfare Rights, etc.

A bulb planting event has been organised with local school children to improve a local site.

There has been a public meeting regarding local anti-social behaviour (ASB).

In partnership with Community Cohesion, the Children Centre, the Muslim Women's Network and Building Bridges, a Freedom Programme is ongoing for 10 weeks to finish in December. This engages local women to look at aspects of abusive behaviour in relationships.

2 Domestic Violence Drama events have been held at the New Arts Exchange, in partnership with the Community Cohesion team, Central Locality Domestic Abuse Forum, and the Millo Project. The Lord Mayor is opening these events.

A Council Budget Consultation event is planned for January 2016 to engage local residents.

Crime:

Crime has decreased by 2% (20 crimes) in Berridge for the year to date with a total of 998 incidents reported during the year.

ASB:

Year to date ASB in the ward has increased by 27% with 180 more incidents reported.

Criminal Damage

Year to date Criminal Damage in the ward has decreased by 2% with 3 fewer incidents reported.

Cleanliness:

The index score is 87%. This is a decrease of 6% compared to the same time last year. The ward still exceeds the standard expected for the city which is 86%.

Graffiti Reports:

16 incidents were reported, compared to 10 in the previous year. This is an increase of 6 (60%) since the previous year.

Flytipping:

232 incidents were reported year to date compared to 224 the previous year. This is an increase of 4%.

Unemployment Rate:

Unemployment has fallen year to date by 28% from 5234 to 3773.

Ward: Sherwood

NDO: Angela Bolton

Ward Priorities

The ward priorities are detailed within the ward summary report and are due to be updated shortly. The current priorities are redeveloping parks in the ward, and an environmental scheme around Nottingham Prison.

Community Engagement

The NDO has carried out monthly ward walks, as well as issue specific site visits.

Online consultation on Pirate Park was live for a few weeks gathering views of residents on 3 design options for the park, and Peggy's Park consultation was on display.

Social media engagement increased on the Facebook page to over 1,000 likes allowing the Council to engage with a good number of local people online.

A Budget Consultation event has been organised for January 2016.

Crime: Crime overall has decreased by 2% (116 crimes) in Sherwood Ward year to date, with a total of 854 crimes.

ASB: Year to date ASB in the ward has seen a 1% decrease (2 incidents) – the total for this period being 378 incidents.

Criminal Damage: Incidents of criminal damage have seen an increase from 98 incidents to 137, an increase of 39, representing a 40% increase overall.

Theft: Year to date there has been a decrease of 13% (39 crimes)

Violence: Year to date there has been an increase of 28% (47 crimes) from 169 to 216.

Burglary (dwelling): A 59% decrease has been noted – this is 35 crimes compared to 85 for the same period last year – a decrease of 50 crimes.

Graffiti Reports: 10 incidents were reported – an increase of 2 incidents representing a 25% increase.

Fly-tipping: 77 incidents were reported year to date compared to 110 the previous year. This represents a decrease of 30% or 33 incidents.

Unemployment: The unemployment rate has fallen year to date by 26% from 2468 to 1825.

Cleanliness: The cleanliness index score for Sherwood ward is 91 – a 1% decrease on last year. The ward still exceeds the standard expected for the city which is 86% and last 3 months have seen scores of 94% and 95%.

Recommendation(s):

1	To note the key information from the Ward Performance reports for Quarter 2 for Berridge and Sherwood wards.
----------	--

1. REASONS FOR RECOMMENDATIONS

- 1.1 Ward performance reports provide a descriptive and statistical picture of what is happening at a ward level and invite Councillors and community representatives to comment, debate, and challenge and identify how they can add value to improve their neighbourhoods.
- 1.2 Ward performance reports also monitor progress in the wards and act as a catalyst for debate about the key performance issues impacting upon the ward on a quarterly basis.

2. BACKGROUND (INCLUDING OUTCOMES OF CONSULTATION)

- 2.1 Neighbourhood working has been important for a number of years in Nottingham as a means of engaging better with citizens and to drive forward service improvement.
- 2.2 The Nottingham Plan has a goal that ‘public service delivery will be better integrated and appropriately devolved, ensuring more accessible and responsive services for all and giving residents more control over what happens in their neighbourhoods’. The Ward performance reports will help to support this.
- 2.3 The ward performance report captures work at a local level to support the Nottingham Plan. It is a short summary of key updates on priorities and issues in the ward. More detailed implementation plans sit behind the report such as the Ward Action Plan, NAT action log, Crime and Drug Partnership (CDP) plans and other partners’ implementation plans.
- 2.4 The ward performance reports are co-ordinated by NDOs, with data analysis undertaken by the CDP

3. OTHER OPTIONS CONSIDERED IN MAKING RECOMMENDATIONS

- 3.1 None

4. FINANCE COMMENTS (INCLUDING IMPLICATIONS AND VALUE FOR MONEY/VAT)

- 4.1 None

5. LEGAL AND PROCUREMENT COMMENTS (INCLUDING RISK MANAGEMENT ISSUES, AND LEGAL, CRIME AND DISORDER ACT AND PROCUREMENT IMPLICATIONS)

- 5.1 None

6. EQUALITY IMPACT ASSESSMENT

Has the equality impact been assessed?

Not needed (report does not contain proposals or financial decisions)

No

Yes – Equality Impact Assessment attached

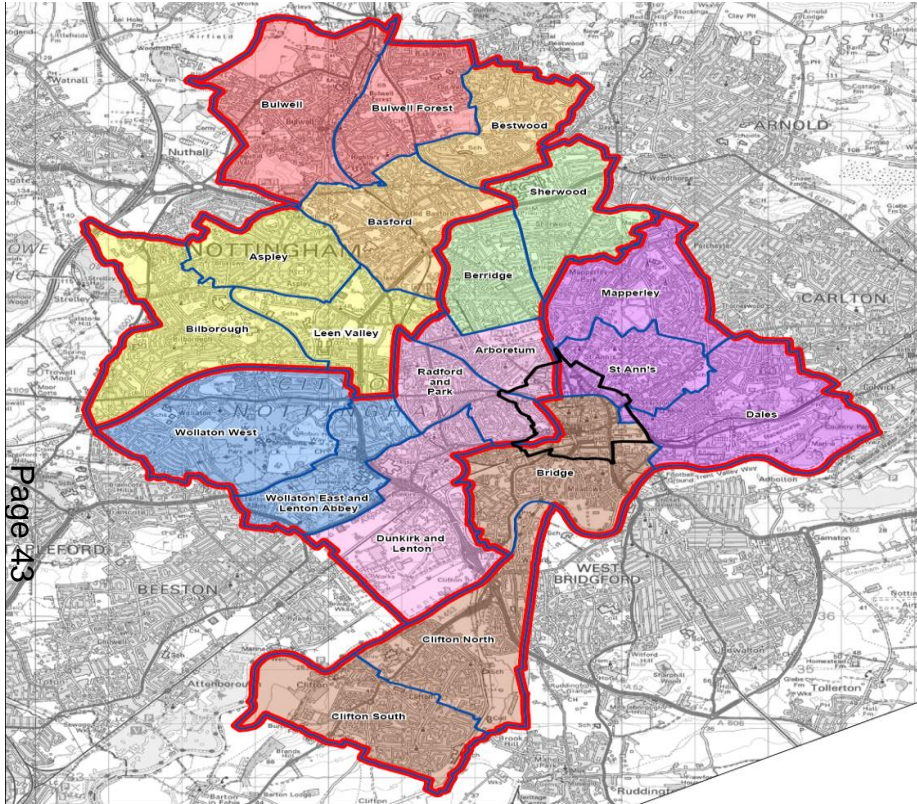
7. LIST OF BACKGROUND PAPERS OTHER THAN PUBLISHED WORKS OR THOSE DISCLOSING CONFIDENTIAL OR EXEMPT INFORMATION

7.1 None.

8. PUBLISHED DOCUMENTS REFERRED TO IN COMPILING THIS REPORT

8.1 None.

This page is intentionally left blank



Berridge
Area Committee Report
August – October 2015

Ward Priorities – November 2015

Theme	Priorities	Key Actions	Outcome	Lead
Safer	Making public spaces safe and open to all to use and enjoy.	1. Tackle ASB, develop targeted youth provision and publicise diversionary activities. Lead body NG7 linked into local forums eg, Children and Young people panel and Youth Providers Forum to identify gaps and need.	1. NPT working with key young people. New provision funded at New Basford Community Centre in school holidays. Youth provision promoted in the Ward. Youth provision commissioned due to identified need.	NDOs, FCT
	Tackle violent crimes and the root cause including Domestic Violence	2. Development of local parks.	2. Improvements to Peppers Garden, Chard St, Poplars Park, Hedley Villas.	Parks
Safer	Reduce Burglaries	3. Work with Fire Safety, Road Safety and others where necessary.	3. Road Safety schemes being implemented eg, Haydn Rd.	Highways Fire & Rescue
	Create a response to specific issues.	4. Coordinate a Central Locality Domestic Violence Forum and deliver on the action plan. 5. Work with Parking Services to improve parking issues in the ward eg, around school sites.	4. Domestic Violence forum active, action plan including training and awareness campaign, events and work in youth groups. 2 interactive Drama events at the NAE. 5. Improved communication with Parking Services at residents meetings, ward walks and NATs to respond to current issues.	NDOs, FCT, Police, CDP, Community Cohesion, Equation and WAIS
Neighbourhoods	Improve street cleanliness in the ward.	1. Monitor progress of actions at monthly Neighbourhood Action Team meetings around scrap metal issues, fly tipping hotspots, bins on the street, contaminated bins and accessing alleyways.	1. Improved cleanliness and partnership working between CPOs, City Services etc. regarding fly tipping/scrap metal issues, bins etc. Fly tip signs to be located at hot spots, wheelie bins to be stenciled	NOMs CPOs Environmental Health Councillors City Services NDOs
Neighbourhoods	Encourage pride in the neighbourhood.	2. Gate lock scheme reviewed and new locks being installed when needed.	2. Central replacement lock scheme.	
Neighbourhoods	Support community facilities, activities and community engagement in the ward	3. Develop material for key messages including newsletters, a range of letters, posters, etc and ensure translated copies are available.	3. Newsletter delivered to all schools and translated material promoted including letter after fly tipping cleared to promote bulky waste.	
Neighbourhoods		4. Ward Walks, Local Action Group meetings and consultations to identify issues and engage residents in problem solving.	4. Regular Ward Walks and Local Action Group meetings held, issues identified and resolved. Consultations re road safety schemes, park developments and environmental	
Neighbourhoods		5. Councillors Ward Budget supports		

		<p>youth and community activities.</p> <p>6. Developing work with New and Emerging Communities including Roma.</p> <p>7. Street Champions group set up to engage local residents as a focal point for events and key information for local residents re Environmental issues etc.</p> <p>8. We are watching you Dog fouling campaign</p> <p>9. Deep clean in key areas</p>	<p>schemes.</p> <p>5. A range of youth and community provision funded and opportunity promoted to new groups.</p> <p>6. Liaison with key communities for better integration and awareness of issues. Roma working group themed meetings re health, employment, welfare rights, environment and education. Roma Health network now set up led by Djanogly. Roma Romanian event, emergency cards and Welcome newsletter/DVD being produced.</p> <p>7. Meetings held and residents engaged, key messages/Info disseminated.</p>	<p>Community Cohesion, FCT, Law Centre and Partnership Council</p>
Theme	Priorities	Key Actions	Outcome	Lead
<p>Page 45</p> <p>Families</p>	<p>Improve/increase youth provision in the area.</p> <p>Improve the health and well-being of families, children and young people.</p>	<p>1. Councillor budgets prioritised to support youth projects.</p> <p>2. Youth Providers forum meet for strategic coordination between youth providers in the area including area based grants.</p> <p>3. Sexual health workshops and advice developed at Hyson Green Youth Club</p> <p>3. Children Centre Advisory Board established with wide representation and action plan.</p> <p>4. Liaison with the Small Steps Big Changes project in Arboretum Ward.</p>	<p>1. Youth provision delivered in the ward eg, Half term activities.</p> <p>2. Youth Providers forum coordinating youth provision in the area, identifying gaps, and responses. Activities to be promoted via newsletter face book etc.</p> <p>3. Health info promoted. DV training and Freedom Programme course starting in September. Joint work /issues identified. Improved delivery of Family and Community Team/Children Centre work targeted at those in need.</p> <p>4. Learning and join initiatives with SSBC</p>	<p>FCT Councillors NDOs NG7 Youth Provider Forum Hyson Green Youth Club Contraception and Sexual Health service</p>
Health	<p>Improve/increase green spaces in the ward.</p> <p>Identifying and responding to the health issues in the area – domestic violence and mental health</p>	<p>1. Monitor and refurbish parks and open spaces where necessary.</p> <p>2. Support and encourage initiatives to improve health.</p> <p>3.NDOs liaising with Public Health and the Family and Community Team/Children Centre Advisory Board to tackle health inequalities in the ward.</p>	<p>1. Improvements to open spaces.</p> <p>2. Councillors funding for groups addressing health issues eg Sfice</p> <p>3.Domestic Violence Forum/action plan</p> <p>4. Mental Health support groups/organisations promoted</p> <p>5. Health issues are addressed at community events.</p>	<p>Parks Councillors NDOs Health</p>

			6. Key health issues targeted for improvement	
Theme	Priorities	Key Actions	Outcome	Lead
Working	<p>Ensure there are job and training opportunities.</p> <p>Ensure that there is accessible debt management support and advice</p>	<ol style="list-style-type: none"> 1. Signpost to groups and agencies and send job and training opportunities information to all community groups and associations. 2. Support Berridge Rd traders and identify ways of promoting the shopping area. 3. Councillors funding towards targeted provision eg, Sign Post to Polish Success and Forest Fields Advice Centre. 4. Area 5 Jobs plan. 	<ol style="list-style-type: none"> 1. NDOs cascade all information re job opportunities to groups and partners. NDOs working with Economic Development and NG7 re the Youth Contract scheme to engage young people in training and employment opportunities. 2. Meetings with traders and actions implemented including improving signage, contributing to a shopping directory and environmental improvements. 3. Provision for local people. 4. NG7 to implement Job Plan, good engagement of young people. 	<p>NDOs Employment and Skills NG7 Berridge Road Traders</p>

Community Engagement and Events

Ward Walks

Area/Estate	Date/Time	Meeting Point
Forest Fields (Leslie Rd to Sherwood Rise)	Thursday 8 th October 10-11.30	Berridge Rd/Leslie Rd corner
Sherwood Rise (Haydn Rd-Gregory Boulevard)	Thursday 5 th November 10-11.30	Haydn Rd/Nottingham Rd corner

Community Meetings

Group	Date	Venue
Local Action Group	14 th October 6-7.30	Northgate Djanogly Academy
Street Champions meeting	Thursday 8 th October Thursday 12 th November	Forest Fields Community Centre
Roma Romanian Community Event	Saturday 24 th October	Djanogly City Academy
Leaders Listens Ward Walk and public meeting	Monday 2 nd November 6 – 8.30	Forest Fields Community Centre
Interactive Domestic Abuse Drama	Wednesday 4 th November Tuesday 1 st December	New Arts Exchange
We are watching you – Dog fouling action	Wednesday 11 th November	Key streets
Deep Clean	Thursday 19 th November	Beech Ave

Community Engagement Future Events and Activities Planned

Event	Lead Partners	Date/Time	Venue
Local Action Group	NDO, Neighbourhood Police Team, Councillors,	25 th November 6.30pm	Sherwood Rise Venue TBC
Ward Walk	NDO, Neighbourhood Police Team, Councillors, NOM	3 rd December 10-11.30	New Basford (Northgate – Valley Road)

Hyson Green Festive Lights event	NDO's, Schools, Local Organisations stalls	3 rd December 3.30-5pm	Peppers Garden
Ward Walk	NDO, Neighbourhood Police Team, Councillors, NOM	13 th January 10.30am -12	Forest Fields (Leslie Rd – Radford Rd)
Local Action Group	NDO, Neighbourhood Police Team, Councillors,	20 th January 6.30pm	Forest Fields Venue TBC
Area 5 Budget consultation meeting	Councillors, NDO	27 th January 6pm TBC	Indian Community Centre
Ward Walk	NDO, Neighbourhood Police Team, Councillors, NOM	17 th February 10.30am-12	Sherwood Rise (Haydn Rd- Valley Rd)

Finance

Ward Councillor Budgets

Total Amount allocated this period April 1st – September 2nd 2015: **£15,320**

Budget Remaining Unallocated (at 5th November): **£663**

Area Capital Fund

Total Amount allocated since the last Area Committee: **£6932**

Forest recreation ground play equipment - £6000

Hyson Green Market Butter cross - £932

Total Available as at 5th November 2015: **£81,530**

Others – Section 106, NCH Environmentals, Other Funding

NCH environmental balance - £0

SUMMARY PERFORMANCE REPORT

AREA 5

Berridge & Sherwood

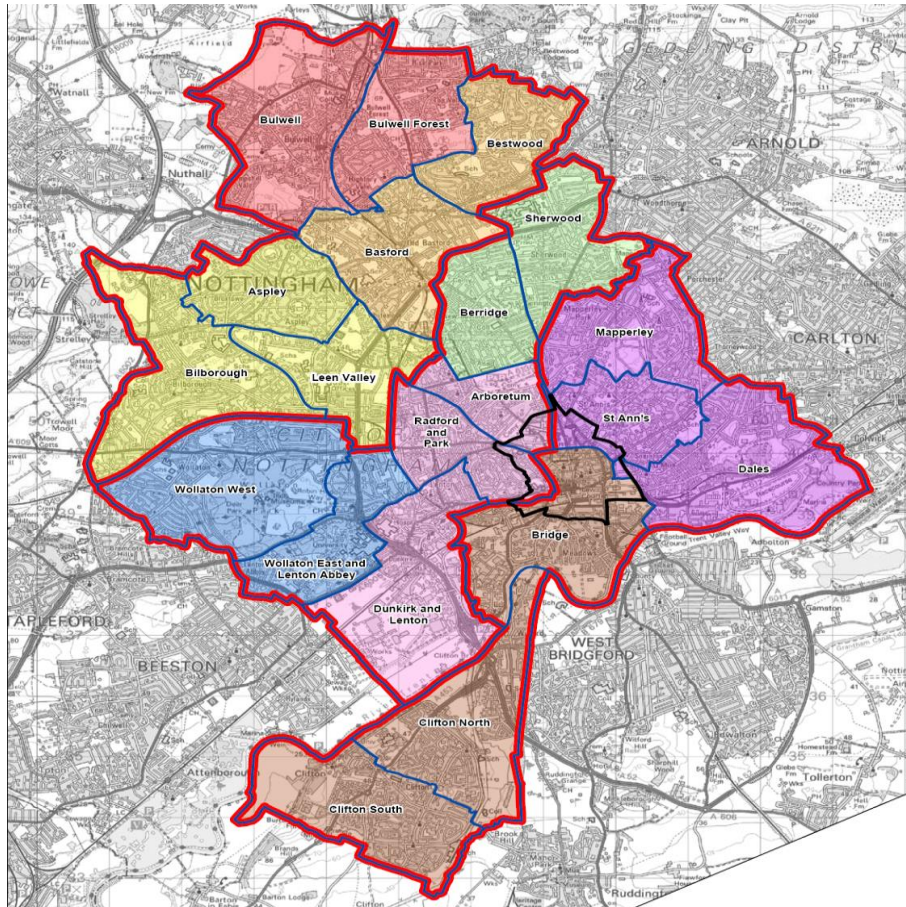
Area Total	Category	Apr-15	May-15	Jun-15	Jul-15	Aug-15	Sep-15	Oct-15	Nov-15	Dec-15	Jan-16	Feb-16	Mar-16	Year To Date				YTD Crime Rates	
														2014-15	2015-16	Volume +/-	% Change	2014-15	2015-16
Area Committee 5	All Crime	290	241	323	294	235	207	262						1888	1852	-36	-2%	55.42	54.37
	Victim Based Crime	257	225	291	262	214	176	235						1740	1660	-80	-5%	51.08	48.73
	Criminal Damage	38	30	47	39	36	36	50						240	276	36	15%	7.05	8.10
	Theft	82	74	81	95	59	54	48						527	493	-34	-6%	15.47	14.47
	Dwelling Burglary	7	17	24	8	19	14	21						185	110	-75	-41%	5.43	3.23
	Violence	72	63	82	70	70	45	64						415	466	51	12%	12.18	13.68
	<i>Domestic Violence</i>	29	19	32	27	22	21	20						174	170	-4	-2%	5.11	4.99
	<i>NTE Violence</i>	4	6	6	1	4	1	7						30	29	-1	-3%	0.88	0.85
	<i>Other Violence</i>	39	38	44	42	44	23	37						211	267	56	27%	6.19	7.84
	ASB	179	193	203	189	185	133	150						1054	1232	178	17%	30.94	36.17
	<i>Noise</i>	63	63	86	78	82	48	51						396	471	75	19%	11.62	13.83
	<i>Youth</i>	57	62	60	64	41	34	41						275	359	84	31%	8.07	10.54
	<i>Alcohol</i>	19	41	36	29	39	17	17						165	198	33	20%	4.84	5.81
	Deliberate Fires	7	6	12	10	13	2							35	50	15	43%	0.92	1.32
<i>Average Quarterly Score</i>	Cleanliness Score	89	88	85	91	90	90							91	89	-2	-3%	N/A	N/A
	Graffiti (reactive)	1	4	4	5	6	9							18	26	8	44%	0.53	0.76
	Fly-Tipping (reactive)	25	37	61	52	70	113							334	309	-25	-7%	9.80	9.07
	Dog Fouling (reactive)	18	5	10	13	12	7							79	65	-14	-18%	2.32	1.91
	Unemployment	998	951	934	957	894	864							7702	5598	-2104	-27%	202.86	147.44

This report has been produced by the CDP pursuant to a brief provided by Neighbourhood Services. Please contact Daniel Dexter if you have any queries regarding the data.

Daniel.Dexter@nottinghamcity.gov.uk ,

Ext: 65709

This page is intentionally left blank



Sherwood Area Committee
Report – Quarter 2 2015/16

Ward Priorities

<u>Theme</u>	<u>Priorities</u>	<u>Key Actions</u>	<u>Outcome</u>	<u>Lead</u>
Safer	To provide heightened Police presence in areas targeted by ASB to tackle issues and reassure residents	Responding to the concerns of individual residents, streets or groups such as TRA's	Week of Actions carried out on Drayton Street and on Pirate Park.	Police Community Protection
	Work with Nottingham Prison, NCH and local residents to address issues in and around Nottingham Prison	Police Operations Environmental Improvements	Police Operations Environmental Improvement Scheme approved to start in October	Police NCH
	Ensure the Police Contact Point is open in Sherwood district centre	Open contact point and use effectively	Contact point open	Police

<u>Theme</u>	<u>Priorities</u>	<u>Key Actions</u>	<u>Outcome</u>	<u>Lead</u>
Families	The development of Valley Road Park, Pirate Park and Peggy's Park and the Dell at Woodthorpe Park	<p>WREN bids for Valley Road and Pirate Park</p> <p>Liaise with NCH to raise funds for Peggy's Park</p> <p>Support developments at the Dell</p>	<p>Wren bid for Valley Road was successful – work will start when ring road improvements finish in that area</p> <p>Funding secured for development of Peggy's Park and partial funding approved for Pirate Park.</p> <p>Some initial consultation on Peggy's Park has been carried out and progressing well.</p> <p>Consultation has also been completed for Pirate Park for the initial views of residents.</p> <p>Funding towards improving the Dell</p>	Parks Department NDOs NCH
	Increase the take-up of the 2 year early learning funded places	Publicity campaign to raise awareness	Publicity campaign to raise awareness and eligibility	Children and Families Team

	Protect and look to extend Library services in Sherwood	Library to increase range of activities	Activities increased Joint activities planned with the library	Libraries
	Improve youth and play facilities and activities in area	Continue existing provision and support more which fills the gaps	There are a variety of activities available across both Sherwood Community Centre and Edwards Lane Community Centres. Advisory panel being formed	Communities and Families Lead Organisation
Theme	Priorities	Key Actions	Outcome	Lead
Neighbourhoods	Champion local events and facilitate community events like Sherwood Arts Week	Support Sherwood Arts Week 2015. New events for 2015 Identify a committee to support new events.	Ideas and plans are developed for a new range of events in 2015/16 to benefit the wider ward.	NDOs Community Libraries In Bloom
	Dog Fouling near to Haydn School and other hotspots	Involve school / CPO targeted project	Regular FIDO visits Ongoing. Looking to increase FIDO visits by training additional members of staff	Neighbourhood Services CPOs
	Monitor known fly tipping sites and streets where bins on streets is a problem	Involve residents and businesses Engage with residents Action against persistent offenders where	Raising awareness through social media Evidence gathering for prosecution of prolific offenders	Env Health CPOs

		possible	Aim is to be as clean as the City Centre	
	Set up Sherwood Estate Tenants and Residents Association	Advertise and promote group to raise interest	2 meetings have been held NCH leading now to lead on developing into a group.	NCH
Health	To raise awareness of Domestic Violence	To make sure that leaflets and information are available in all public places	Funding contribution to Domestic Violence training	NDOs Health
	To decrease cardiovascular disease	To promote healthy lifestyle changes and activities	Healthy walks and runs are currently taking place on Forest Rec and Woodthorpe Park	NDOs Health NCH
<u>Theme</u>	<u>Priorities</u>	<u>Key Actions</u>	<u>Outcome</u>	<u>Lead</u>
Working	Youth Unemployment	Children's Centre and Children's Services to offer support along with the lead organisation	Lead org have funding to support youth unemployment apprenticeships and employment opportunities.	Lead Organisation Community and Families

	Support Sherwood district shopping centre	Sherwood Craft Market Sherwood Art Week, Christmas lights. Keep it in Carrington and Keep it in Sherwood campaigns	Businesses will have the opportunity to be involved with events throughout the year. Market to be promoted. Contact with businesses to improve networking.	NDO Markets and Fairs
--	---	---	--	--------------------------

Community Engagement

Ward Walks taken place at the following locations:

Area/Estate	Date/Time	Meeting Point
Caledon Road up to Burlington Road area	Tue 7 th April 4.30pm	Caledon Road / Hucknall Road
Hood Street / Hall Street (Tree focus ward walk)	Tue 2 nd June 4.30pm	Winchester Street car park
Winchester Street and Elmswood Gardens	Tue 7 th July 4.30pm	Corner of Mansfield Road and Elmswood Gardens
Crossman Street and Watcombe Circus	Tue 1 st Sept 4.30pm	Corner of Hucknall Road and Leonard Avenue
Perry Road area	Tue 6 th Oct 4.30pm	Corner of Perry Road and Hucknall Road

Community Meetings

Group	Date	Venue
Carrington Resident Group	Second Monday in month	Gladstone Public House
ELETRA	First Monday in month	Edwards Lane Community Centre
Sherwood Estate T&R Group (NEW)	Under development by NCH	Sherwood Community Centre
Edwards Lane Community Association	Monthly – dates and times vary	Edwards Lane Community Centre
Sherwood Community Centre	Monthly – dates and times vary	Sherwood Community Centre

Events Delivered

Event	Lead Partners	Date/Time	Venue
Sherwood Story Celebration	NDO, Libraries, Volunteers, Businesses	July / Aug	Various locations - week long themed event

Pirate Park Fun Day - Park Consultation and recruiting for 'Friends' group	Parks,NOM, NDO	5th Aug	Pirate Park
Halloween event at Edwards Lane Community Centre	Youth and Families Team	27 th Oct	Edwards Lane Community Centre

Future Events and Activities Planned

Event	Lead Partners	Date/Time	Venue
Sherwood District Centre Deep Clean	NOM	Exact dates tbc	Sherwood shopping area and time permitting, Melrose Street, Alley adjacent to Marshall Street and Carrington and Haydn Road shops. If these are not covered by district centre clean they will be rearranged.
Councillor Ward Walk - Mosdale and Beedale Road Residents very welcome	NDO and various other services	Thu 5th Nov 9.30am	Corner of Perry Road and Hucknall Road

Councillor Ward Walk - Edwards Lane estate Residents very welcome	NDO and various other service	Thu 3rd Dec 9.30am	Corner of Alderton Road and Edwards Lane
---	-------------------------------	--------------------	--

Finance

Ward Councillor Budgets

Budget carried forward from 2014/15 £136

Total Amount allocated 2015/16 £15,000

Remaining balance as of Oct 2015 £13,914

Area Capital Fund

Budget Remaining Unallocated 2014/15 **£42, 607**

Total Amount Allocated 2015/16 **£86,400**

Total allocated for 2015/16 **£129,007**

Less committed schemes of **£49,000**

Total available balance 2015/16 £80,007

Others – Section 106, NCH Environmentals, Other Funding

NCH are preparing additional funding for the Nottingham Prison Environmental Scheme and a Memory Bench.

BERRIDGE AND SHERWOOD AREA COMMITTEE
19 NOVEMBER 2015

Title of paper:	Action Taken Under Delegated Authority - Ward Allocations	
Director(s)/ Corporate Director(s):	Andy Vaughan, Corporate Director for Commercial and Operations	Wards affected: Berridge and Sherwood
Report author(s) and contact details:	Debbie Royle, Neighbourhood Development Officer - Berridge Ward 0115 8838468 – debbie.royle@nottinghamcity.gov.uk Beth Hanna, Neighbourhood Development Officer - Berridge Ward 0115 8838466 – beth.hanna@nottinghamcity.gov.uk Angela Bolton, Neighbourhood Development Officer - Sherwood Ward 0115 8838476 - angela.bolton@nottinghamcity.gov.uk	
Other colleagues who have provided input:	N/A	
Date of consultation with Portfolio Holder(s) (if relevant)	N/A	
Relevant Council Plan Strategic Priority:		
Cutting unemployment by a quarter		<input checked="" type="checkbox"/>
Cut crime and anti-social behaviour		<input checked="" type="checkbox"/>
Ensure more school leavers get a job, training or further education than any other City		<input checked="" type="checkbox"/>
Your neighbourhood as clean as the City Centre		<input checked="" type="checkbox"/>
Help keep your energy bills down		<input type="checkbox"/>
Good access to public transport		<input type="checkbox"/>
Nottingham has a good mix of housing		<input type="checkbox"/>
Nottingham is a good place to do business, invest and create jobs		<input checked="" type="checkbox"/>
Nottingham offers a wide range of leisure activities, parks and sporting events		<input checked="" type="checkbox"/>
Support early intervention activities		<input checked="" type="checkbox"/>
Deliver effective, value for money services to our citizens		<input checked="" type="checkbox"/>
Summary of issues (including benefits to citizens/service users): This report asks the Committee to note decisions made under delegated authority that support the local community in a variety of ways. The funds allocated by Area Committee are used to address diverse needs from various sections of the community and reduce inequalities.		
Recommendation(s):		
1	To note the actions taken under delegated authority, as detailed in the appendix.	

1. REASONS FOR RECOMMENDATIONS

- 1.1 Decisions in relation to councillors ward allocations are made under delegated authority by the Corporate Director for Commercial and Operations, and they must then be reported to Area Committee for information.

2. BACKGROUND (INCLUDING OUTCOMES OF CONSULTATION)

- 2.1 This action follows the arrangements established by the Executive Board in respect of individual councillor allocation budget spending.

3. OTHER OPTIONS CONSIDERED IN MAKING RECOMMENDATIONS

- 3.1 No other options were considered.

4. FINANCE COMMENTS (INCLUDING IMPLICATIONS AND VALUE FOR MONEY/VAT)

- 4.1 Councillors had an individual ward allocation for 2014/2015 and a further £15,000 for 2015/2016 (agreed at Full Council on 9 March 2015). A proportion of uncommitted funds from 2014/2015 has been brought forward and been committed within this financial year.

5. LEGAL AND PROCUREMENT COMMENTS (INCLUDING RISK MANAGEMENT ISSUES, AND LEGAL, CRIME AND DISORDER ACT AND PROCUREMENT IMPLICATIONS)

- 5.1 None.

6. EQUALITY IMPACT ASSESSMENT

Has the equality impact been assessed?

Not needed (report does not contain proposals or financial decisions)

No

Yes – Equality Impact Assessment attached

7. LIST OF BACKGROUND PAPERS OTHER THAN PUBLISHED WORKS OR THOSE DISCLOSING CONFIDENTIAL OR EXEMPT INFORMATION

- 7.1 None

8. PUBLISHED DOCUMENTS REFERRED TO IN COMPILING THIS REPORT

- 8.1 None

Action Taken Under Delegated Authority – Ward Allocations
Berridge Ward Budget Allocations 2015/16 - Councillors Ibrahim, Jones and Neal

Item	Recipient	Date Agreed	Total
May half term youth activities	The Pythian Club	27.5.15	£150
Awards Evening	Balls to Poverty	10.6.15	£425
Hyson Green Cultural Festival	HGCF	16.6.15	£1500
Development worker	Muslim Community Organisation		£135
Wormaries	Edible Ave	8.7.15	£320
Summer youth activities	The Pythian Club	8.7.15	£1500
Carnival activities and events	Zodiac All Star Carnival Troupe	15.7.15	£1500
Youth activities	The Sumac Centre		£1500
Family Fun Day- 28 th July	Various		£600
Roma community work action plan	Various	29.7.15	£1000
Pakistan Heritage Week	Union Pakistan Kashmiri Organisation	13.8.15	£600
Youth event	Karam Yog	22.9.15	£540
White Ribbon Campaign	FCT	13.10.15	£350
October half term activities	The Pythian Club	13.10.15	£400
Exercise & Well being project	FF Primary School	13.10.15	£600
Courses for Older People	FF Advice Centre	13.10.15	£1000
Inspiring Young People Course	Seeds Foundation	13.10.15	£1050
Half Term Activities	Karam Yog	16.10.15	£100
New Basford Christmas Meal	Karam Yog	16.10.15	£750
Refugee & Asylum Seekers	All Souls CC	16.10.15	£700
Festive Lights Switch On	NCC	16.10.15	£600

Allocation 2015/16	£15,000
Unspent Balance b/fwd 2014/15	£983
Total Available Allocation 2015/16	£15,983
Decommited funds	£0
Allocated Funds (Spent and unspent)	£15,320
Uncommitted balance as at 22/10/15	£663

Berridge Ward figures have been amended using the most recent financial information provided, taking into account monies that have been unspent and returned.

Sherwood Ward Budget Allocation 2015/2016 Councillors Ball, Parbutt and Urquhart

Item	Recipient	Date Agreed	Total
Pythian Club Activities for young people 10 week programme delivered at ELCC	Pythian Club (subject to relevant checks and agreements)	Sept 2015	£500-£1000
Halloween Activities at Edwards Lane Community Centre	Youth and Families Team	Oct 2015	£350

Allocation 2015/2016	£15,000
Total Available Allocation 2013/14 (inc. carryover from 2014/2015)	£15, 264
Allocated Funds (Spent and unspent)	£1350
Uncommitted balance as at 01/09/15	£13,914

P 09/15
 Sherwood ward figures have been amended using the most recent financial information provided, taking into account monies that have been unspent